



SIRIUS, Extension module 3RK33 for modular Safety system 3RK3 8 DO, 24 V DC/0.5 A Can be parameterized via MSS ES 22.5 mm overall width screw terminal without connection cable

General technical data		
Product brand name		SIRIUS
Product category		Modular Safety System
Product designation		Expansion module
Design of the product		8 DO
Protection class IP		IP20
Shock resistance		15g / 11 ms
Degree of pollution		3
Mounting position		vertical
Installation altitude at height above sea level maximum	m	2 000
Ambient temperature		
• during storage	°C	-40 ... +85
• during operation	°C	-20 ... +60
• during transport	°C	-40 ... +85
Relative humidity during operation	%	10 ... 95
Conducted interference due to burst acc. to IEC 61000-4-4		2 kV (power ports)

Conducted interference due to conductor-earth surge acc. to IEC 61000-4-5		2 kV
Conducted interference due to conductor-conductor surge acc. to IEC 61000-4-5		1 kV
Electrostatic discharge acc. to IEC 61000-4-2		4 kV contact discharge / 8 kV air discharge
Field-bound parasitic coupling acc. to IEC 61000-4-3		10 V/m, 3 V/m, 1 V/m
Surge voltage resistance rated value	V	500
Insulation voltage rated value	V	50
Reference identifier acc. to DIN 40719 extended according to IEC 204-2 acc. to IEC 750		K
Reference identifier acc. to DIN EN 61346-2		K
Product function		
• EMERGENCY OFF function		No
• protective door monitoring		No
• evaluation: electro-sensitive protective equipment		No
• evaluation: selector switch		No
• Pressure-sensitive mat monitoring		No
• evaluation: two-hand operator panel		No
• evaluation: enabling switch		No
• monitored start-up		No

Control circuit/ Control		
Type of voltage		DC
Control supply voltage 1 at DC rated value	V	24
Operating range factor control supply voltage rated value of magnet coil		0.85 ... 1.15

Auxiliary circuit		
Product function		
• Parameterizable outputs		Yes
Number of inputs		
• safety-related		0
• non-safety-related		0
Number of outputs		
• as contact-affected switching element safety-related		
— 1-channel		0
— 2-channel		0
• as contact-less semiconductor switching element		
— safety-related 2-channel		0
— non-safety-related 2-channel		0
• for testing contact-based sensors		0

Installation/ mounting/ dimensions



Mounting type		standard rail
Width	mm	22.5
Height	mm	102
Depth	mm	124

Connections/Terminals

Product function removable terminal for auxiliary and control circuit		Yes
Type of electrical connection for auxiliary and control current circuit		screw-type terminals
Connectable conductor cross-section for auxiliary contacts		
• single or multi-stranded	mm ²	0.5 ... 4
• finely stranded		
— with core end processing	mm ²	0.5 ... 2.5

Certificates/approvals

General Product Approval	EMC	Functional Safety/Safety of Machinery
 CCC	 EAC	 C-Tick
 CSA		Miscellaneous
 UL		

Declaration of Conformity	Test Certificates	other	Railway
 EG-Konf.	Special Test Certificate	Confirmation	Confirmation
		 Profibus	

Safety related data

Protection against electrical shock	finger-safe
-------------------------------------	-------------

Further information

Information- and Downloadcenter (Catalogs, Brochures,...)

<http://www.siemens.com/industrial-controls/catalogs>

Industry Mall (Online ordering system)

<https://mall.industry.siemens.com/mall/en/en/Catalog/product?mlfb=3RK3311-1AA10>

Cax online generator

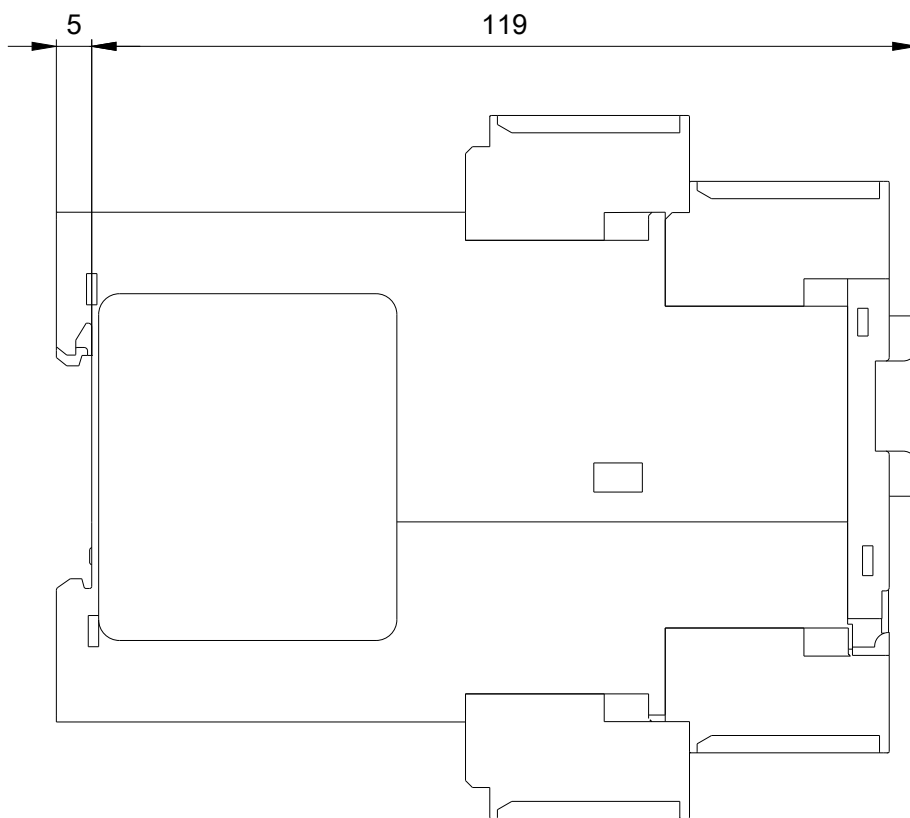
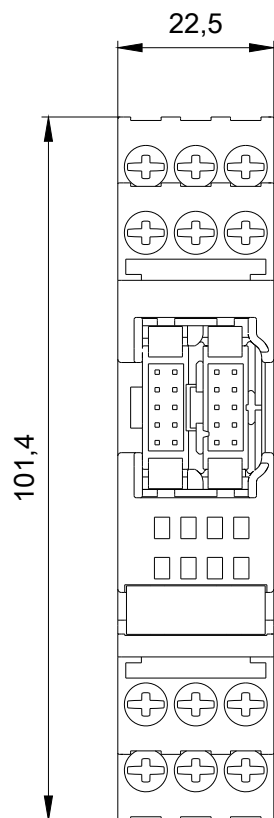
<http://support.automation.siemens.com/WW/CAXorder/default.aspx?lang=en&mlfb=3RK3311-1AA10>

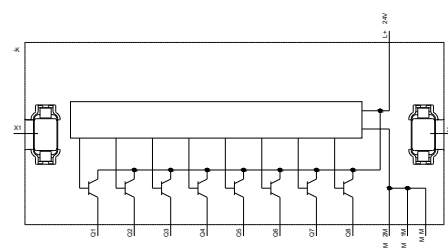
Service&Support (Manuals, Certificates, Characteristics, FAQs,...)

<https://support.industry.siemens.com/cs/ww/en/ps/3RK3311-1AA10>

Image database (product images, 2D dimension drawings, 3D models, device circuit diagrams, EPLAN macros, ...)

http://www.automation.siemens.com/bilddb/cax_de.aspx?mlfb=3RK3311-1AA10&lang=en





last modified:

07/02/2018