

SIRIUS safety relay Power supply for 3SK1 Advanced series Us = 110-240 V AC/DC Spring-type terminal (push-in)



Figure similar

General technical data	
Product brand name	SIRIUS
Product category	Safety relays
Product designation	Power supply
Protection class IP of the enclosure	IP20
Insulation voltage rated value	300 V
Surge voltage resistance rated value	4 000 V
Air pressure acc. to SN 31205	90 kPa ... 106 kPa
Relative humidity during operation	10 ... 95 %
Installation altitude at height above sea level maximum	2 000 m
Vibration resistance acc. to IEC 60068-2-6	5 ... 500 Hz: 0.75 mm
Shock resistance	10g / 11 ms
EMC emitted interference	IEC 60947-5-1, Class A
Overvoltage category	3
Degree of pollution	3
Ambient temperature	
• during storage	-40 ... +80 °C

• during operation	-25 ... +60 °C
Type of current supply	24 V / 0,6 A
Galvanic isolation between entrance and outlet	Yes
Display version for normal operation	Green LED for 24 V OK
Property of the output Short-circuit proof	Yes
Product feature Parallel switching of channels	No
Consumed current maximum	0.25 A
Control supply voltage	
• at DC rated value	110 ... 240 V
• at AC	
— at 50 Hz rated value	110 ... 240 V
— at 60 Hz rated value	110 ... 240 V
Operating range factor control supply voltage rated value	
• at DC	0.85 ... 1.1
• at AC	
— at 50 Hz	0.85 ... 1.1
— at 60 Hz	0.85 ... 1.1
Power loss [W]	17 W

Control circuit/ Control

Output voltage at DC Rated value	24 V
Output current Rated range	0.6 A
Design of short-circuit protection	automatically start-up

Installation/ mounting/ dimensions

Mounting position	any
Required spacing for grounded parts at the side	5 mm
Required spacing with side-by-side mounting at the side	0 mm
Mounting type	screw and snap-on mounting
Width	22.5 mm
Height	100 mm
Depth	121.6 mm

Connections/Terminals

Type of electrical connection	Push-in terminal
Type of connectable conductor cross-sections	
• solid	1x (0.5 ... 1.5 mm ²), 2x (0.5 ... 1.5 mm ²)
• finely stranded	
— with core end processing	1x (0.5 ... 1.0 mm ²), 2x (0.5 ... 1.0 mm ²)
— without core end processing	1x (0.5 ... 1.5 mm ²), 2x (0.5 ... 1.5 mm ²)
Type of connectable conductor cross-sections at AWG conductors	
• solid	1x (20 ... 16), 2x (20 ... 16)

• stranded

1x (20 ... 16), 2x (20 ... 16)

Certificates/approvals

General Product Approval	EMC	Declaration of Conformity
 CCC	 EAC	 EG-Konf.
 CSA	 UL	 C-Tick

Test Certificates	other
Type Test Certificates/Test Report	Confirmation

Further information

Information- and Downloadcenter (Catalogs, Brochures,...)

<http://www.siemens.com/industrial-controls/catalogs>

Industry Mall (Online ordering system)

<https://mall.industry.siemens.com/mall/en/en/Catalog/product?mlfb=3SK1230-2AW20>

Cax online generator

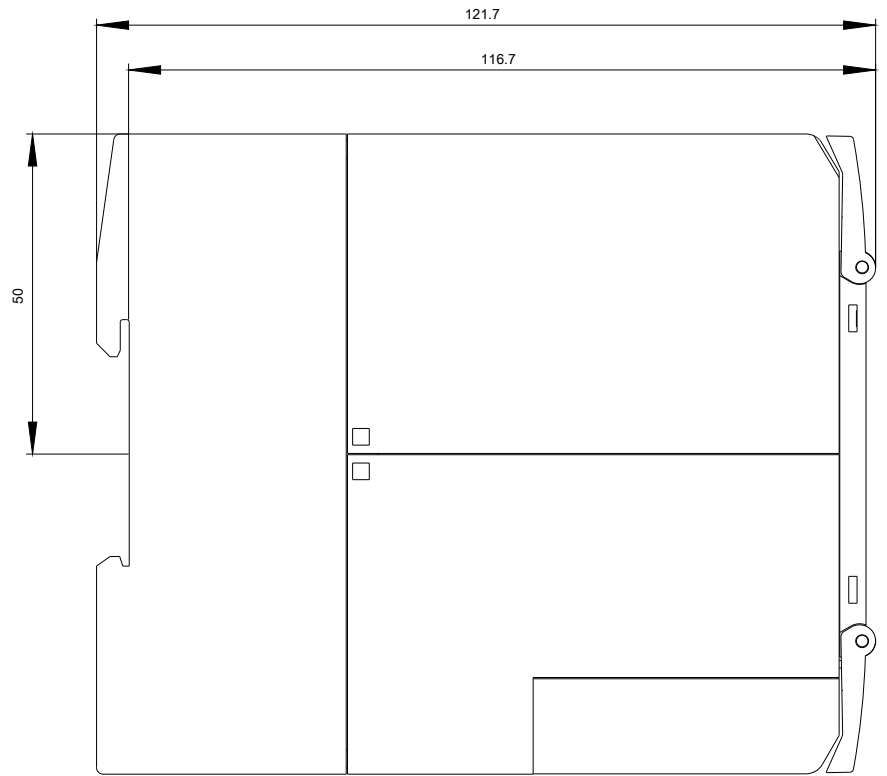
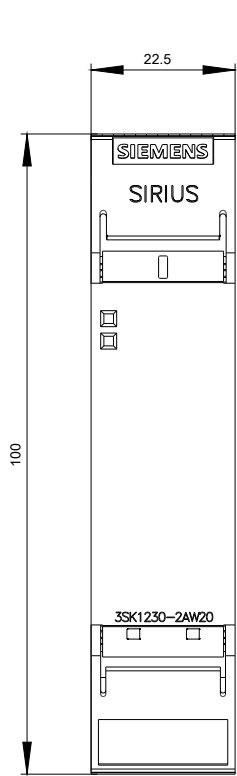
<http://support.automation.siemens.com/WW/CAXorder/default.aspx?lang=en&mlfb=3SK1230-2AW20>

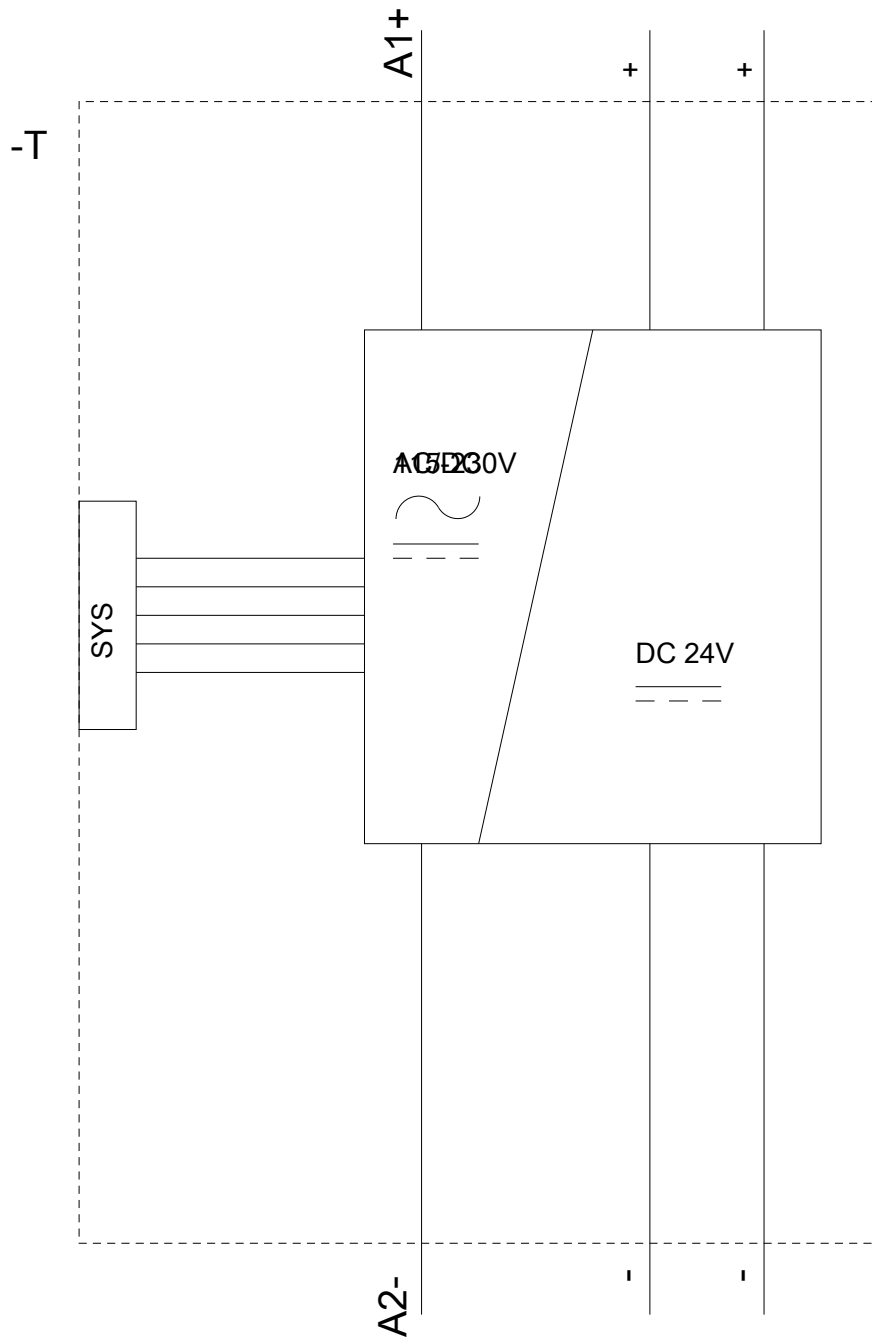
Service&Support (Manuals, Certificates, Characteristics, FAQs,...)

<https://support.industry.siemens.com/cs/ww/en/ps/3SK1230-2AW20>

Image database (product images, 2D dimension drawings, 3D models, device circuit diagrams, EPLAN macros, ...)

http://www.automation.siemens.com/bilddb/cax_de.aspx?mlfb=3SK1230-2AW20&lang=en





last modified:

06/28/2018